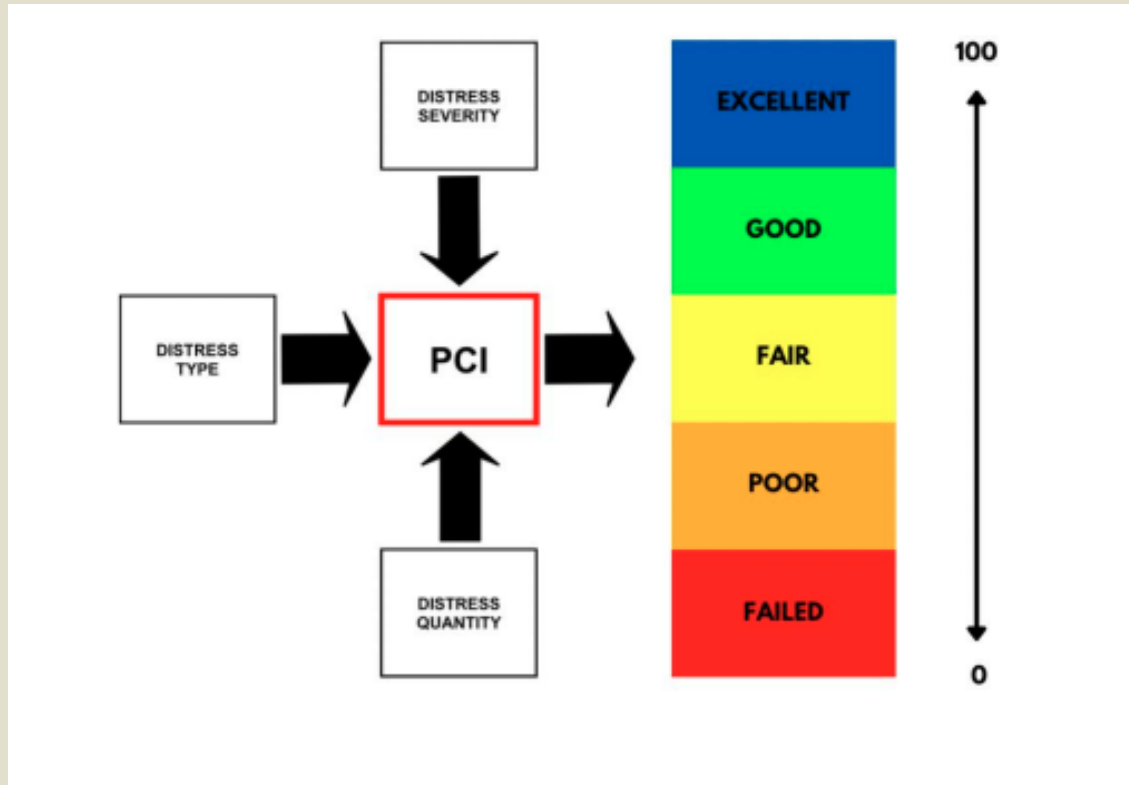




2023 PAVEMENT ASSESSMENT

City of Lakeland

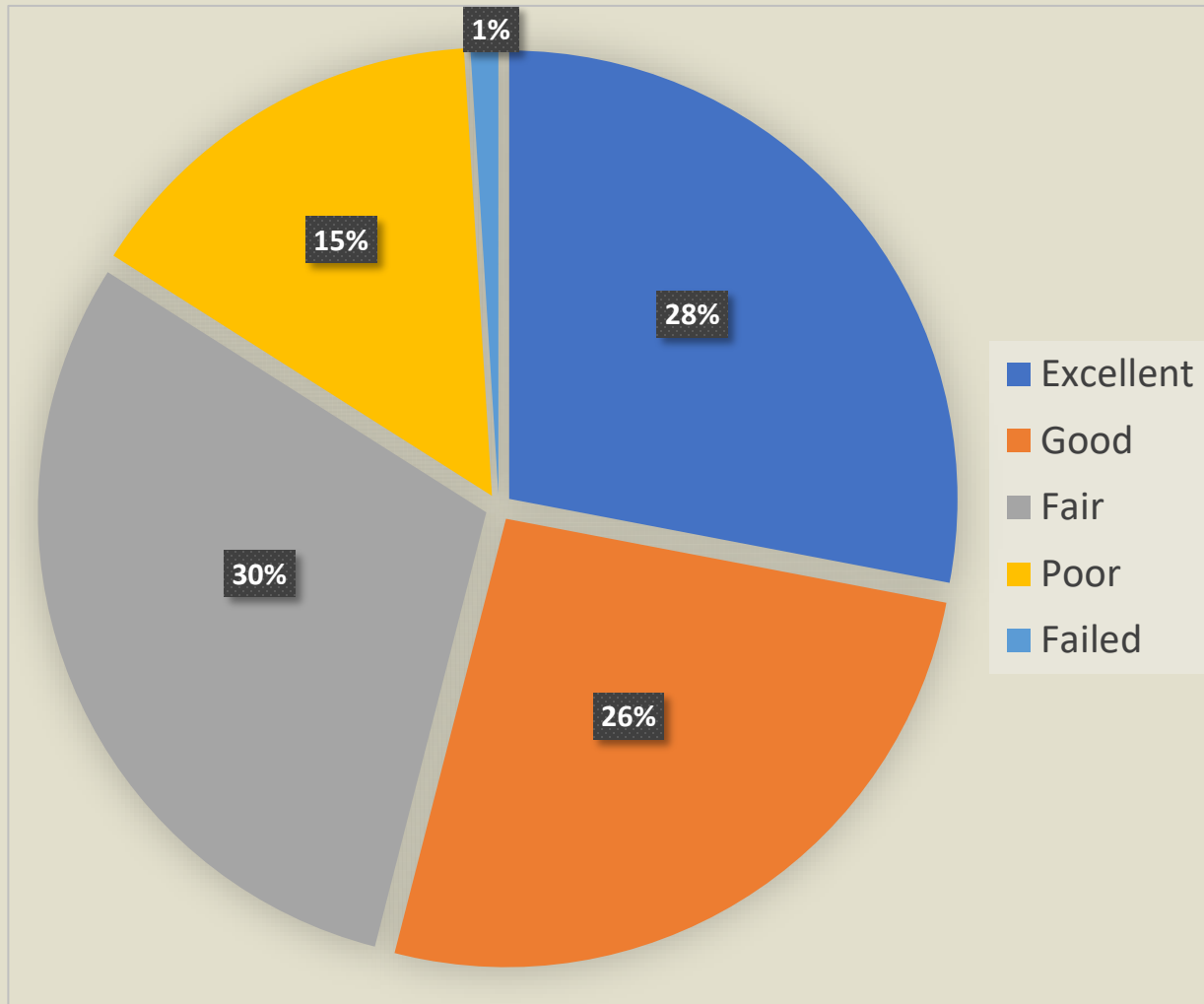


THE BASICS

- PCI (Pavement Condition Index)
 - Scale 0-100
 - Criteria: Type, Severity, Quantity
- HD Video used to identify and analyze distresses
- 20 different distress types

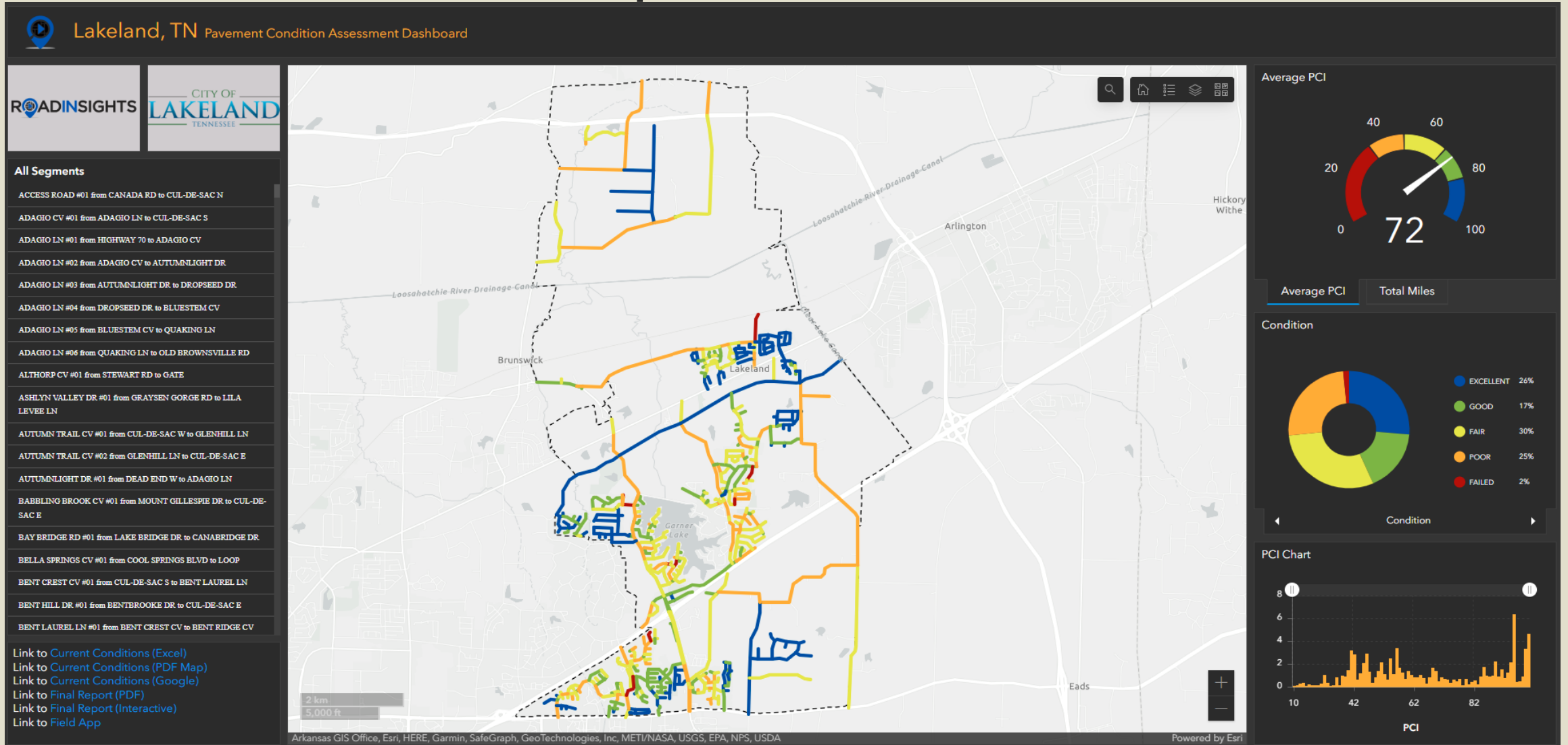
CONDITION CATEGORY	LOW PCI VALUE	HIGH PCI VALUE
EXCELLENT	90	100
GOOD	70	89
FAIR	50	69
POOR	30	49
FAILED	0	29

THE RESULTS

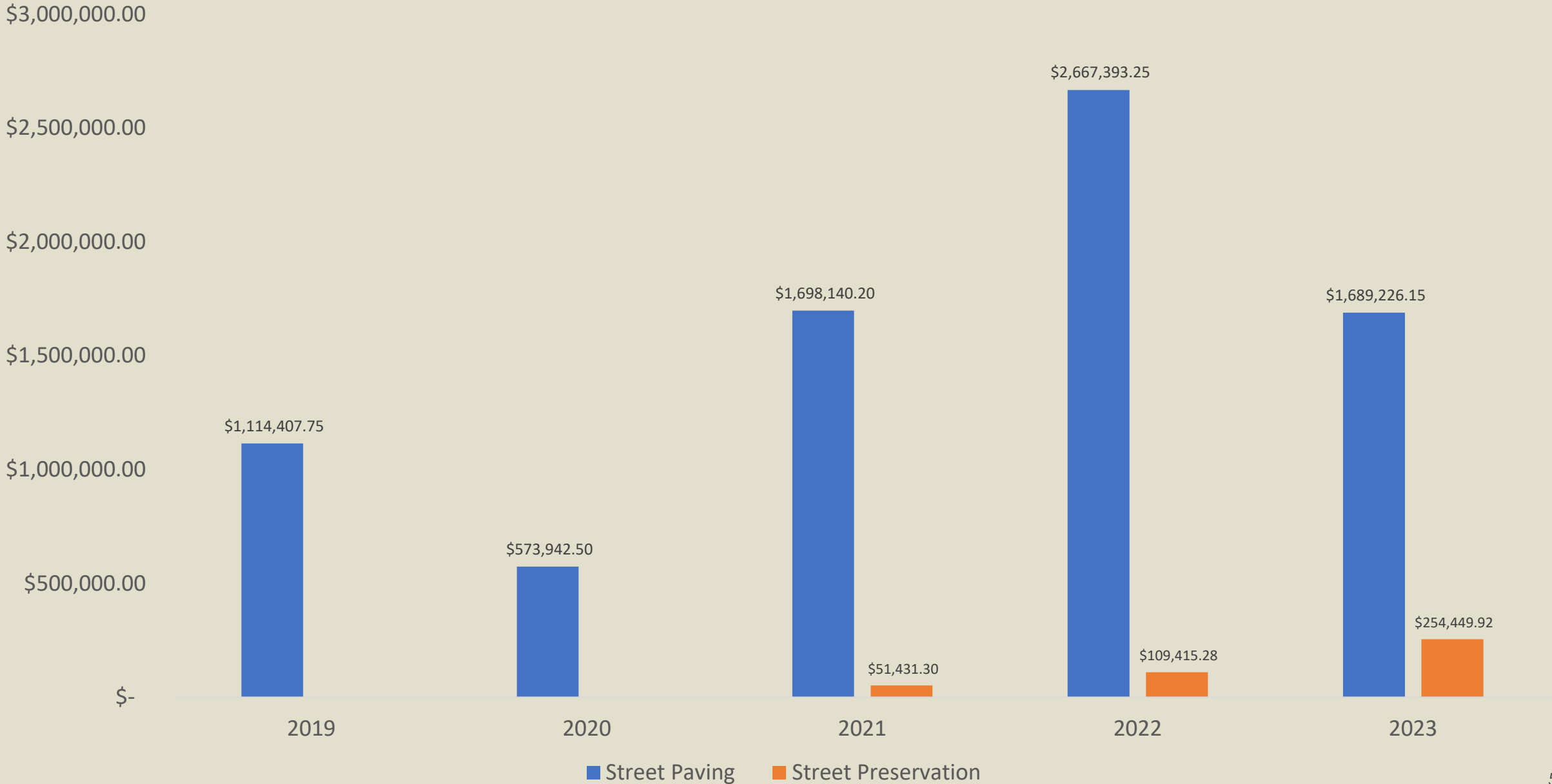


- Total Network – 82 Centerline Miles
- Average Network PCI – **72**
- Average Network Condition – **GOOD**
- Recommended action based on PCI
 - Rejuvenator (Excellent/ Good)
 - Micro surfacing/Cape Sealing/Crack Sealing (Good)
 - Mill & Overlay (Fair/Poor)
 - Full Depth Reclamation/Reconstruction (Poor/Failed)

Interactive Map and Video



PAVEMENT MAINTENANCE PROJECTS



ARTERIAL/COLLECTOR ROADS

Main Roads	Average PCI	Condition	Estimated Cost
Evergreen Road	45	Poor	\$ 237,091.21
Stewart Road	45	Poor	\$ 998,594.45
Seedtick Road	50	Poor	\$ 656,603.54
Fletcher Trace Parkway	51	Poor	\$ 839,395.83
Monroe Road	55	Fair	\$ 1,033,679.36
Davies Plantation Road E	56	Fair	\$ 178,382.21

- Davies Plantation Road S
 - PCI 44
 - Funded through Davies Plantation Bid / Ped Project (80% / 20%)
- S Canada Road
 - PCI 41
 - Funded through South Canada Road Repaving (80% / 20%)

SUBDIVISION ROADS

Subdivisions	Average PCI	Condition	Estimated Cost
Oakwood Phase 2 - 4	51	Poor	\$ 1,177,793.04
Stonebridge B & C	52	Poor	\$ 512,394.34
Stonebridge 1A, A A1, E	54	Poor	\$ 981,868.57
Woodland Park	55	Fair	\$ 933,958.56
Windward Slopes	55	Fair	\$ 1,176,047.79
Hérons Ridge	56	Fair	\$ 1,394,800.35